

Design your own
cover. Use our
pattern.
it free!

Use a cover! to give baby's the
best comfort they need.

Need a spare cover? Buy one
of our covers as separate item
or create your one.

Below you may find a pattern of our covers. It is for customers who like to design and produce their own cover. Babyshells and toddlerseats presented on our website are complete with cover and belt. You will need a: sewing machine, fabric for your cover, foamed material for underlay, elastic to tighten and buttonholes tools with your sewing machine. Please keep in mind to use a fabric without toxic materials.



BABYS

BUITENKANT
outsider

part 1.

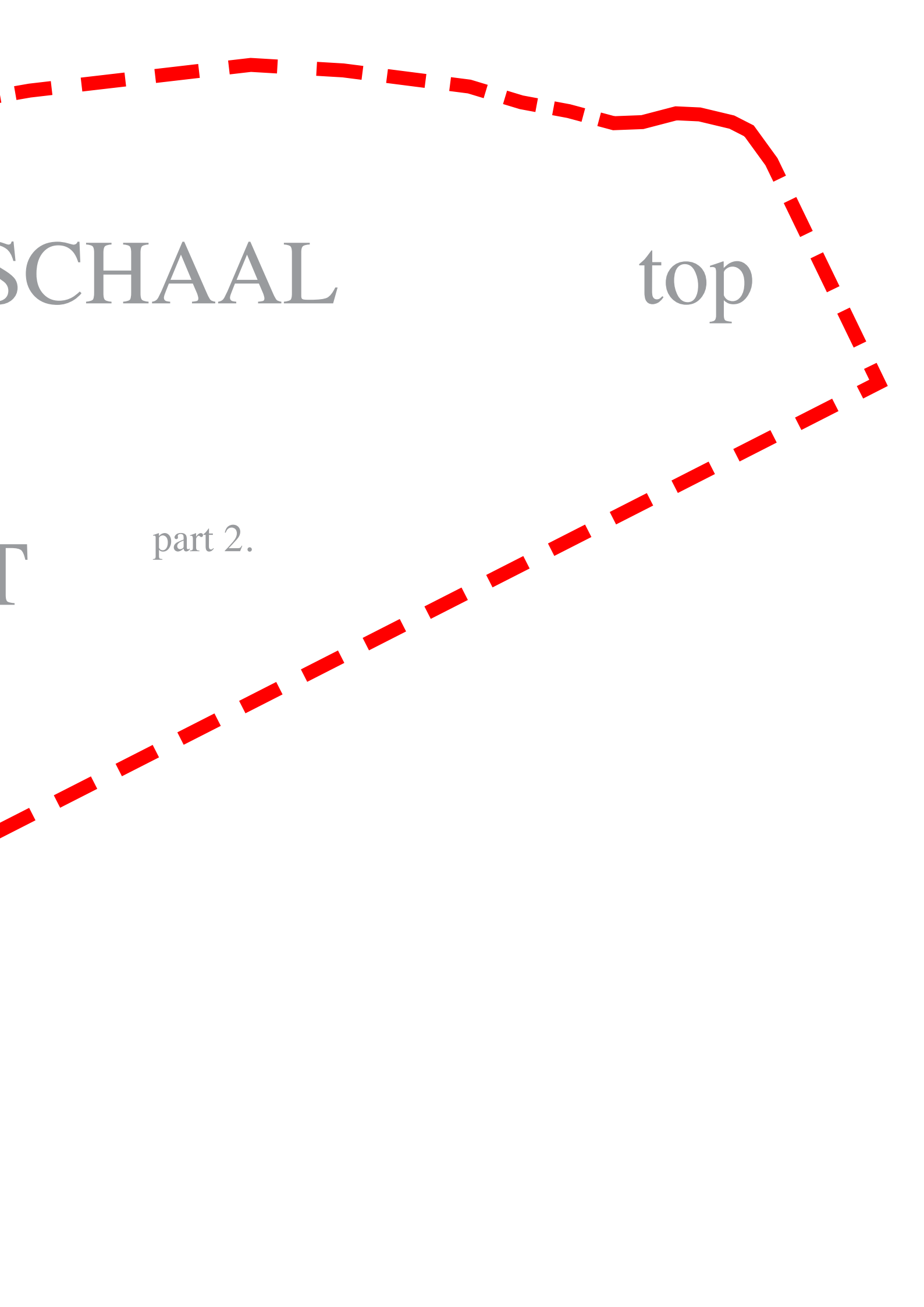


SCHAAL

top

part 2.

T





bottom

part 3.

BABYS

BUIE
outersi



SCHAAL

ENKANT

de

part 4.



part 1.

BABYSCHA

AL

BINNENKANT

part 2.

inside



BABYSCHAAL

BINNE

inside

part 3.







part 1.

BABYSC

MIDDENSTUK



part 2.



CHAAL

19 cm



center



part 3.

BAE



MIDDENSTU

part 4.

BYSCHAAL

JK

center



top

PEUTERSTOEL

BUITENKANT

outsider

part 1.



PEUTERSTOEL

BUITENKANT

outsider

part 2.



BUITENKANT

outsider

PEUTERSTOF


part 3.

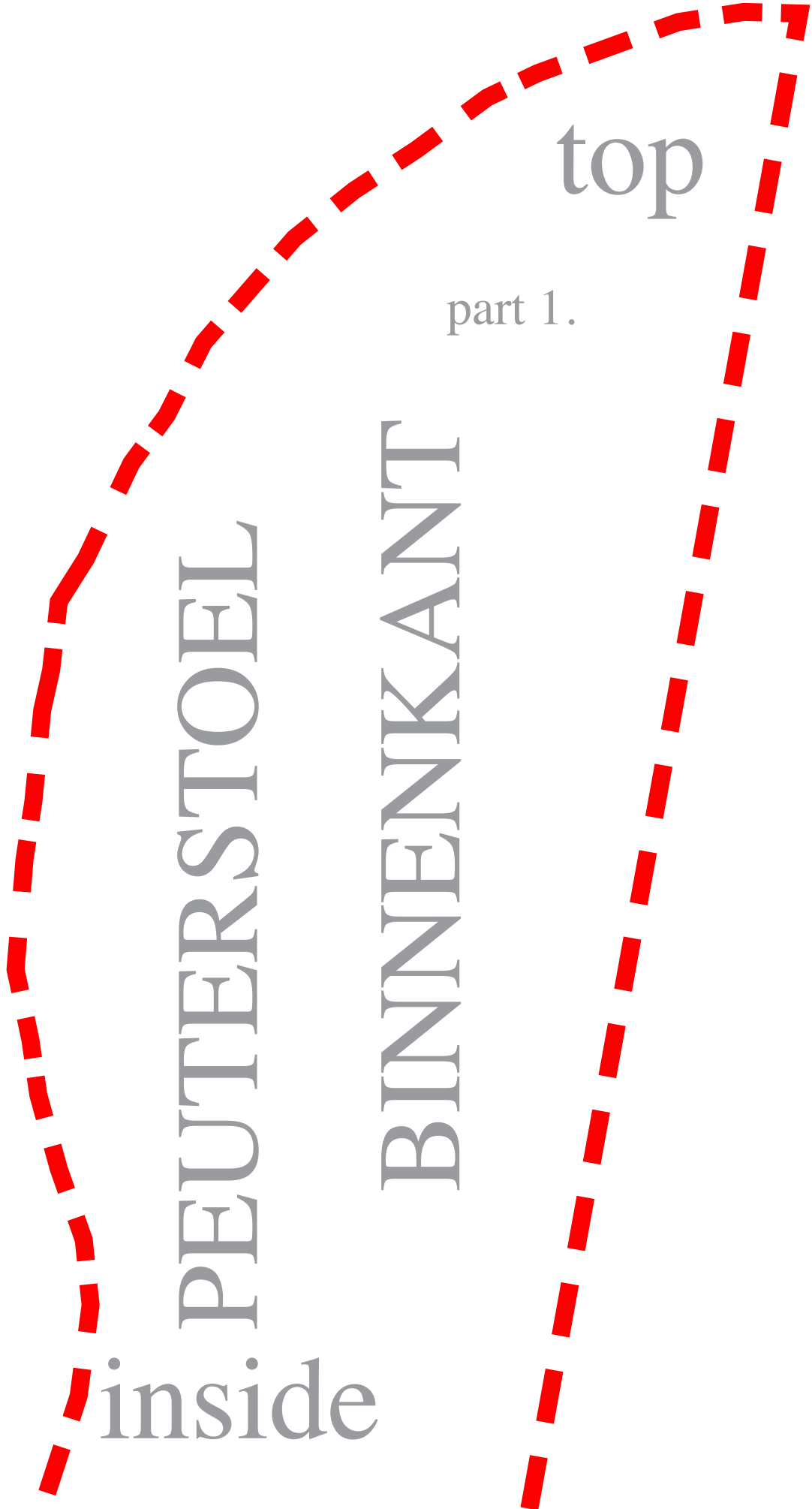
bottom

EL

part 4.

om





PEUTERSTOEL

BINNENKANT

top

inside

part 1.

part 2.

PEUTERSTOEL

BINNENKANT

inside

part 3.

BINNENKANT
PEUTERSTOEL

inside

MIDDENSTUK

center

PEUTERSTOEL



21 cm

part 1.



MIDDENSTUK

center

PEUTERSTOEL

part 2.

use full page length

21 cm

part 3.



MIDDENSTUK

center

PEUTERSTOEL

21 cm

use full page length

